


890SD CLAMSHELL LATHE

MACTECH PORTABLE MACHINING SOLUTIONS

Features

- Sever or simultaneous Sever/Bevel 70 to 90 inch diameter pipe.
- Cold cutting in hazardous environments.
- Exceptionally rigid, split-frame for precise on-site machining.
- O.D. Following Tool Block allows a +/- 1 inch out of round workpiece.
- Tool Holder accepts standard 1 inch square tool bits.
- Powerful dual hydraulic drive suitable for cutting the toughest steel and steel alloys.
- Custom setups and drives available for your application.



890SD Clamshell Lathe

Application Range

70.00 to 90.00 inch diameter pipe (1778 to 2286 mm)

Feed

Feed Mechanism: 4 point starwheel with 3-pin tripper feed.

Feed Rate: .002, .004 or .006 inches per revolution (0.05, 0.11 or 0.16 mm).

Drive System

Hydraulic Drive


HPU requirement: 10-15 gpm @ 1000 psi (38-57 lpm @ 69 bar) continuous pressure. Hydraulic motor includes hose whips and quick-disconnects.

Weights (includes tool blocks and drive motors)

Operating Weight: 2945 lbs. (1336 kg)

Options

- Full line of tool bits
- Hydraulic Power Unit



**OD Following Tool Block
Cuts Out-of-round Pipe**

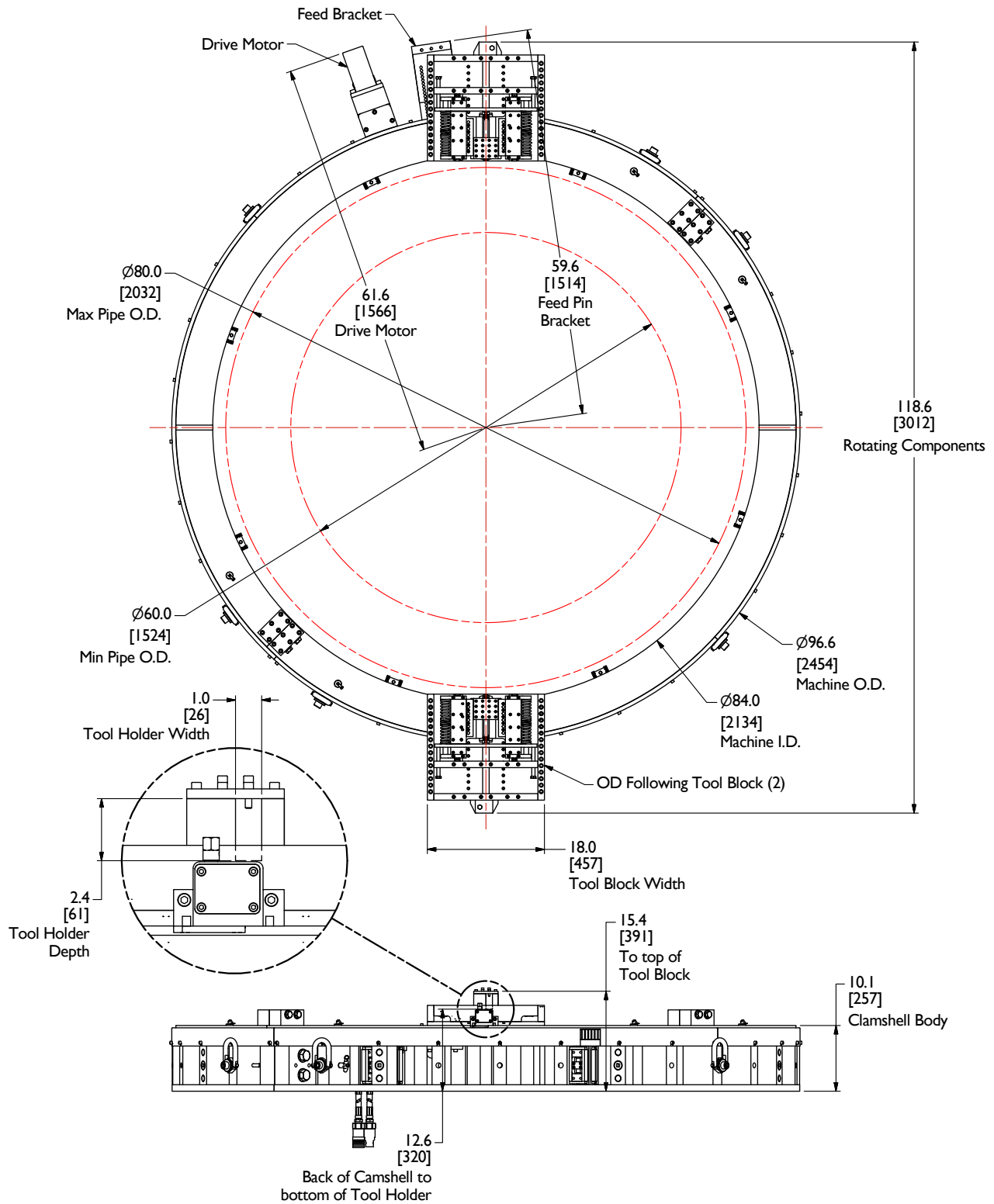
MACTECH
ON-SITE MACHINING SOLUTIONS

Mactech, Inc. • 4079 Pepin Ave. • Red Wing, MN 55066
PH: 651-388-7117 • TOLL FREE: 800-328-1488 • FAX: 651-388-0337

www.mactechonsite.com

890SD CLAMSHELL LATHE

MACTECH PORTABLE MACHINING SOLUTIONS



Mactech, Inc. • 4079 Pepin Ave. • Red Wing, MN 55066
 PH: 651-388-7117 • TOLL FREE: 800-328-1488 • FAX: 651-388-0337
www.mactechonsite.com