

VALVE CUT-OUT DATA SHEET

Complete this form and return to Mactech, Inc.
 Attach all blueprints and supporting documentation to this sheet.

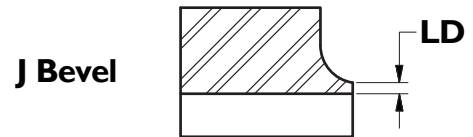
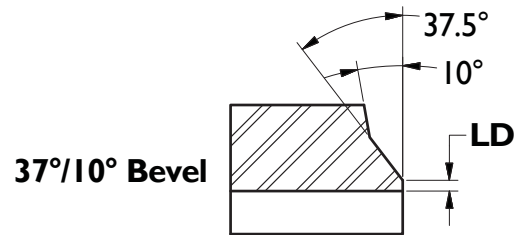
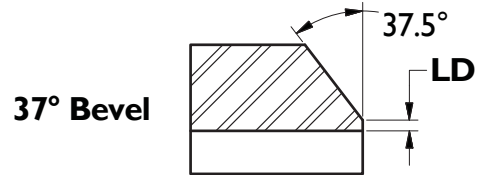


Given By: _____ Date: _____ Plant: _____

Checked By: _____ Date: _____ Work Order No.: _____

Site Contact: _____ Site Contact No.: _____

MACHINING DATA	
Pipe Material	
Valve position	<input type="checkbox"/> Horizontal <input type="checkbox"/> Vertical
Chill Ring	<input type="checkbox"/> Yes <input type="checkbox"/> No
Type of bevel	<input type="checkbox"/> 37° Bevel <input type="checkbox"/> 37°/10° Bevel <input type="checkbox"/> J Bevel
Land Dimension (LD)	
Bevel toward/away from machine	<input type="checkbox"/> Toward <input type="checkbox"/> Away
Machine position	<input type="checkbox"/> Horizontal <input type="checkbox"/> Vertical



* See page 2 for Valve Data

Special Instructions:

Customer Field Representative Acknowledgement

Signature: _____ Date: _____



Mactech, Inc. • 4079 Pepin Ave. • Red Wing, MN 55066
 PH: 651-388-7117 • TOLL FREE: 800-328-1488 • FAX: 651-388-0337
www.mactechonsite.com

VALVE CUT-OUT DATA SHEET

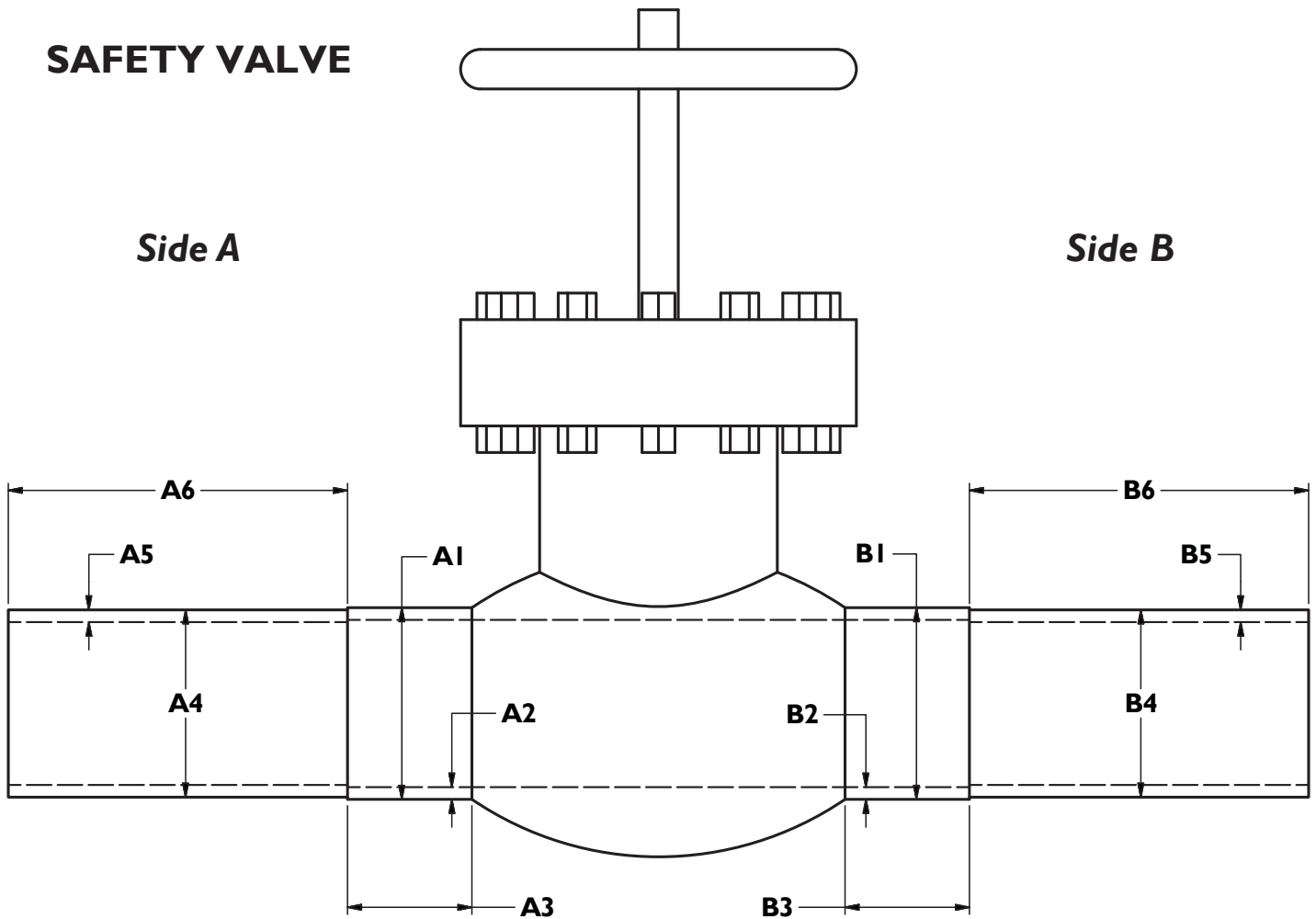
Complete this form and return to Mactech, Inc.

Attach all blueprints and supporting documentation to this sheet.



VALVE DATA			
Side A		Side B	
Valve Diameter (A1)		Valve Diameter (B1)	
Valve Wall Thickness (A2)		Valve Wall Thickness (B2)	
Valve Straight Run (A3)		Valve Straight Run (B3)	
Pipe Diameter (A4)		Pipe Diameter (B4)	
Pipe Wall Thickness (A5)		Pipe Wall Thickness (B5)	
Pipe Straight Run (A6)		Pipe Straight Run (B6)	
Distance to nearest obstruction		Distance to nearest obstruction	

SAFETY VALVE



Mactech, Inc. • 4079 Pepin Ave. • Red Wing, MN 55066
 PH: 651-388-7117 • TOLL FREE: 800-328-1488 • FAX: 651-388-0337

www.mactechonsite.com