

10 INCH ADJUSTABLE COUNTERBORE ATTACHMENT KIT


MACTECH PORTABLE MACHINING SOLUTIONS

Mactech's 10 inch Adjustable Counterbore Attachment Kit. The versatility of your Clamshell Portable Lathe is greatly expanded with this tool kit. The 10 inch Adjustable Counterbore Attachment provides a wide range of facing and machining capabilities not found in a single attachment tool. The kit includes all you need for flange facing, counterboring, RTJ machining, and many other flange and bore machining operations.

Operation: The Clamshell Lathe drive moves the tool across the machining face, and the manual feed moves the tool toward the face. Preset angle tool positions allow for quick-setup RTJ and face feature machining.

Capabilities

- Flange Facing
- Beveling
- Ring Joint machining
- Counterbore / Deep Counterbore
- Tapered Boring
- O-ring Groove machining
- Valve Seat machining



10 inch Adjustable Counterbore Attachment Kit

Kit Includes:

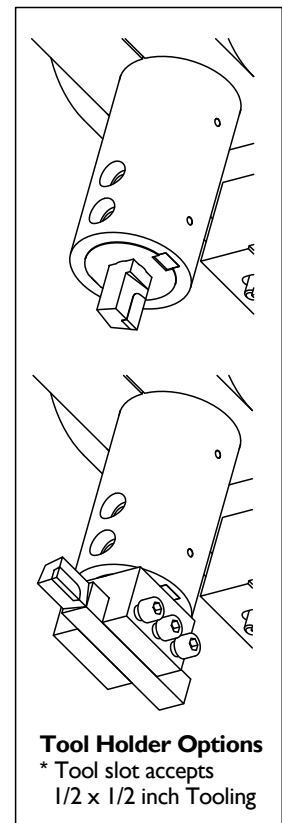
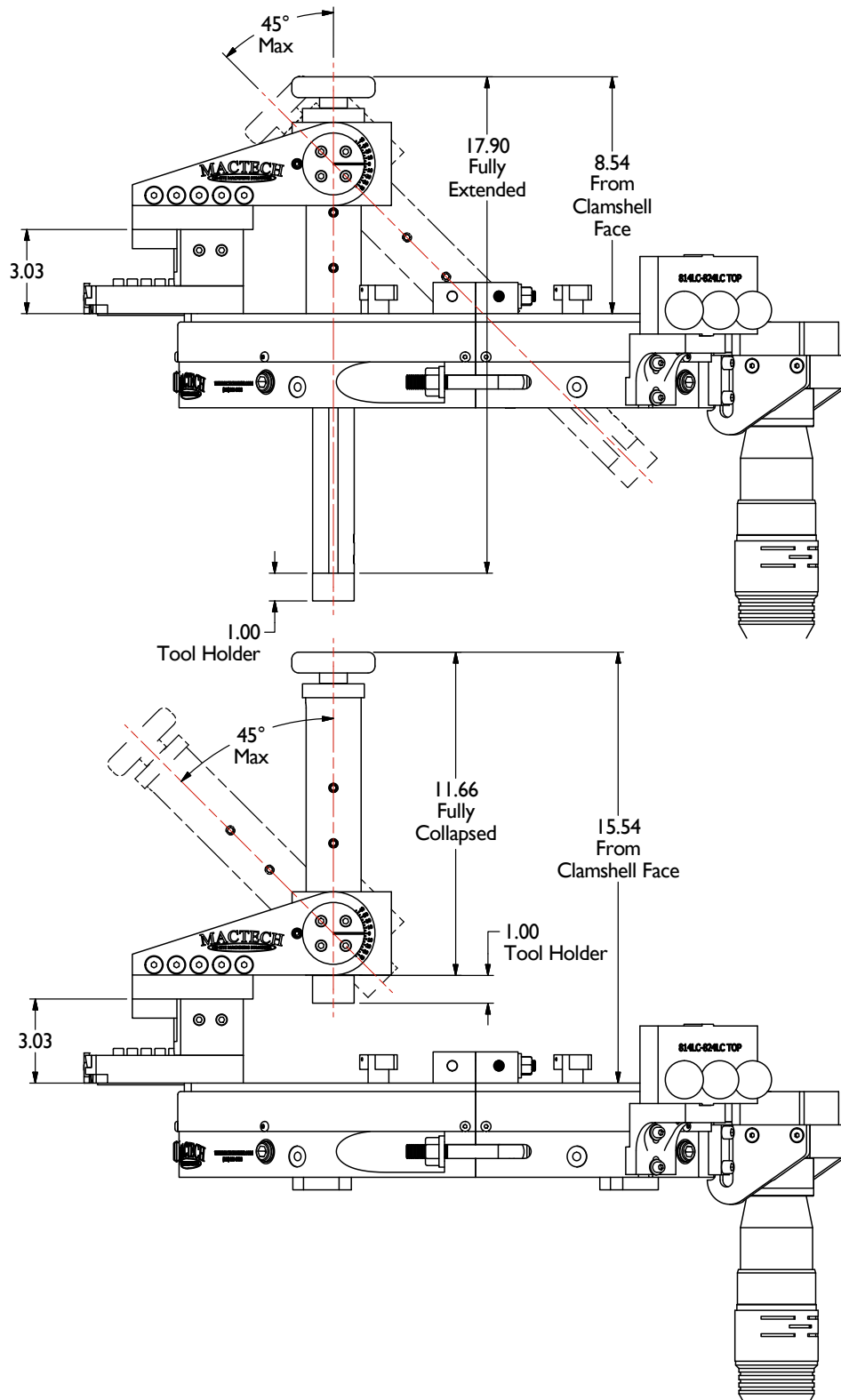
- 10 inch Adjustable Counterbore Attachment
- Triple Feed Pin assemblies:
 - 806LC to 812LC Clamshell Lathe
 - 814LC to 824LC Clamshell Lathe
 - 816USS to 824USS Clamshell Lathe
- #3 and #4 Feed Screw assemblies
- 1/2 inch Tool Holder
- Leveling Clamps
- All required mounting hardware
- Allen wrenches
- Foam-lined protective case

MACTECH
ON-SITE MACHINING SOLUTIONS

Mactech, Inc. • 4079 Pepin Ave. • Red Wing, MN 55066
PH: 651-388-7117 • TOLL FREE: 800-328-1488 • FAX: 651-388-0337
www.mactechonsite.com

10 INCH ADJUSTABLE COUNTERBORE ATTACHMENT KIT

MACTECH PORTABLE MACHINING SOLUTIONS



MACTECH
ON-SITE MACHINING SOLUTIONS

Mactech, Inc. • 4079 Pepin Ave. • Red Wing, MN 55066
PH: 651-388-7117 • TOLL FREE: 800-328-1488 • FAX: 651-388-0337
www.mactechonsite.com