


802LC CLAMSHELL LATHE

MACTECH PORTABLE MACHINING SOLUTIONS

Features

- Sever or simultaneous Sever/Bevel 1/2 to 2 inch diameter pipe.
- Cold cutting in hazardous environments.
- Exceptionally rigid, split-frame for precise on-site machining.
- Lightweight, low clearance design for easy handling in tight working spaces.
- Tool Holder accepts standard 1/2 inch tool bits.
- Air Caddy (air filter and oiler) included with air drive systems.
- Custom setups and drives available for your application.



Mactech 802LC Clamshell Lathe

Application Range

1/2 to 2 inch (13 to 51 mm) diameter pipe

Feed

Feed Mechanism: 7 point starwheel and tripper

Feed Rate: .0035 inch (0.09 mm) per revolution

Drives

Air Drive

Air supply requirement: 100 cfm @ 100 psi
(2.8 m³/min @ 6.9 bar)

Hydraulic Drive

HPU requirement: 10-15 gpm @ 1000 psi
(38-57 lpm @ 69 bar) continuous pressure
Hydraulic motor includes hose whips and quick-disconnects

Weights (includes tool blocks and motor)


Operating Weights

802LC Air Drive: 33 lbs. (15 kg)

802LC Hydraulic Drive: 47 lbs. (21 kg)

Options

- Full line of tool bits
- Right angle and reversible drives
- Single Point machining attachment
- Axial Feed machining attachment
- Counterbore/Facing attachment
- Hydraulic Power Unit



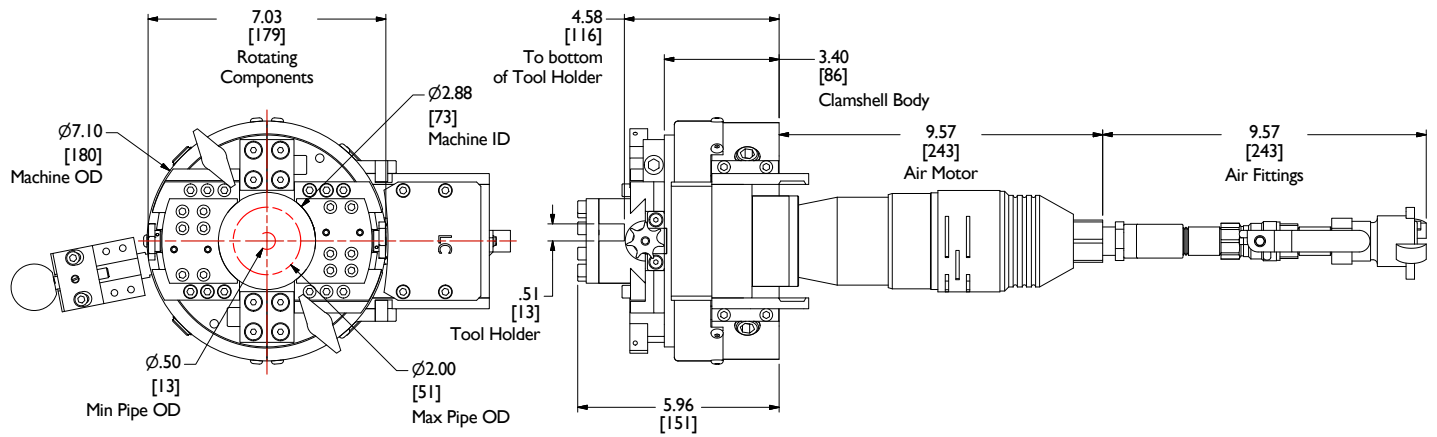
802LC Clamshell Lathe Components

MACTECH
ON-SITE MACHINING SOLUTIONS

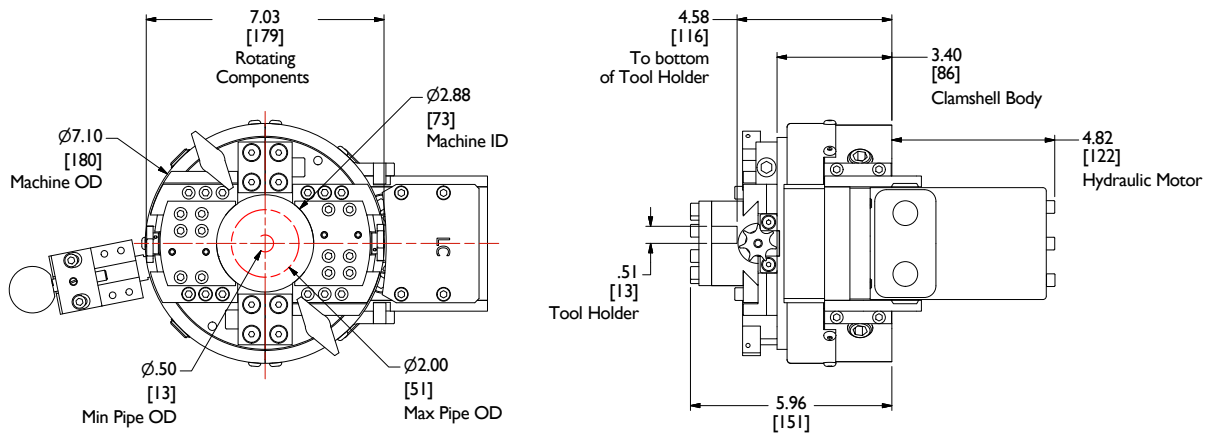
Mactech, Inc. • 4079 Pepin Ave. • Red Wing, MN 55066
PH: 651-388-7117 • TOLL FREE: 800-328-1488 • FAX: 651-388-0337
www.mactechonsite.com

802LC CLAMSHELL LATHE

MACTECH PORTABLE MACHINING SOLUTIONS



802LC with Air Drive



802LC with Hydraulic Drive

MACTECH
ON-SITE MACHINING SOLUTIONS

Mactech, Inc. • 4079 Pepin Ave. • Red Wing, MN 55066
PH: 651-388-7117 • TOLL FREE: 800-328-1488 • FAX: 651-388-0337
www.mactechonsite.com