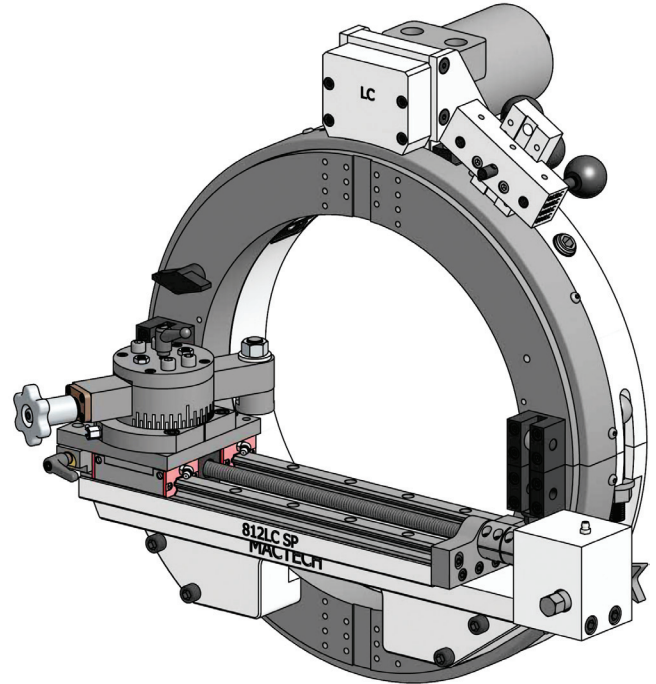


812LC SINGLE POINT ACCESSORY SPECIFICATION


MACTECH PORTABLE MACHINING SOLUTIONS

Easy Setup and Operation Single Point Facing and Beveling

Mactech's 812LC Single Point Accessory adds facing and beveling capabilities to our popular 812LC Clamshell Lathe. The quick and easy setup gets your single point machining completed in a timely and cost-effective manner. The auto-feed function makes for effortless operation with minimal training. An adjustable angle tool holder allows end prep beveling of single and compound angles. Counterbores, grooves and facing are all possible with this versatile tool. With one setup it's possible to sever and square with the Clamshell Lathe, and finish the end prep with the Single Point Accessory. No special tooling is required, the Single Point Accessory accepts standard 1/2 inch tooling. Contact Mactech today for the solution to all your single point machining needs.



**812LC Clamshell Lathe with
Single Point Accessory**



Adjustable Angle Tool Holder

Features

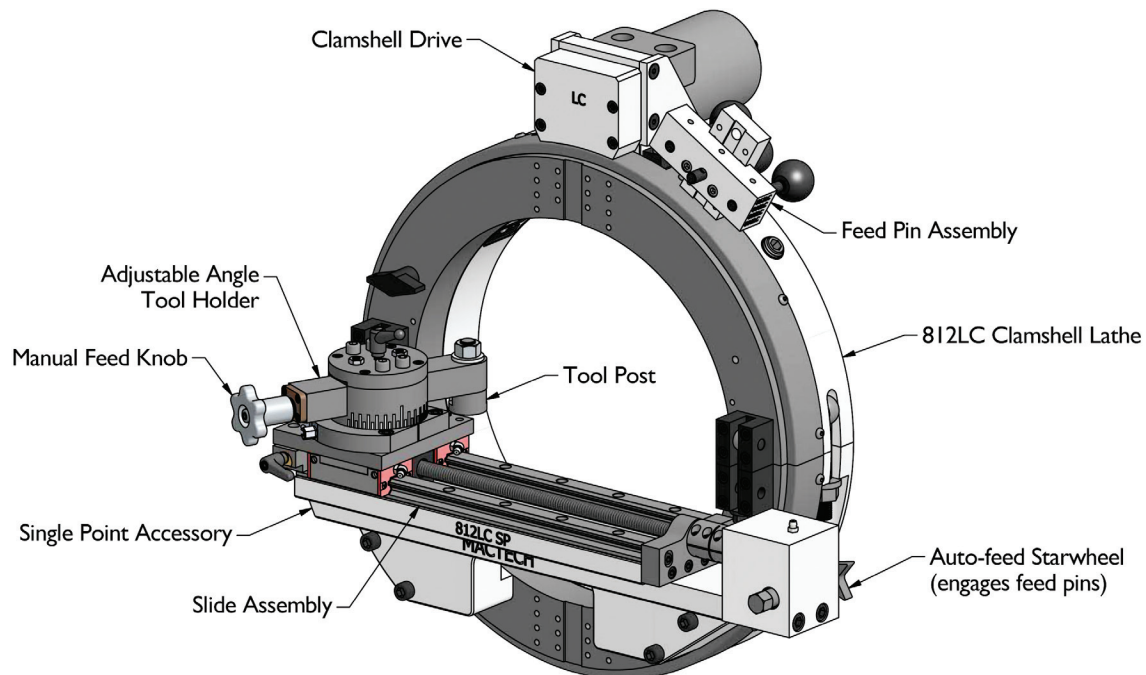
- Easy setup.
- Ideal for heavy wall end prep.
- Auto-feed mechanism.
- Adjustable angle tool holder.
- Uses standard 1/2 inch tooling.
- Facing, beveling, compound angle beveling, ring groove and counterboring capabilities.

MACTECH
ON-SITE MACHINING SOLUTIONS

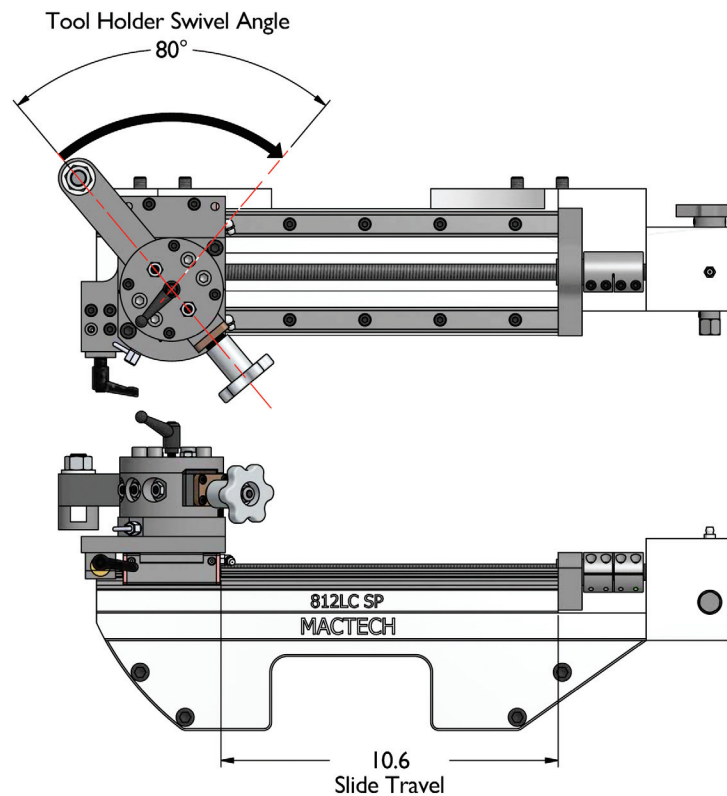
Mactech, Inc. • 4079 Pepin Ave. • Red Wing, MN 55066
PH: 651-388-7117 • TOLL FREE: 800-328-1488 • FAX: 651-388-0337
www.mactechonsite.com

812LC SINGLE POINT ACCESSORY SPECIFICATION

MACTECH PORTABLE MACHINING SOLUTIONS



812LC Single Point Accessory Components



812LC Single Point Accessory Dimensions



Mactech, Inc. • 4079 Pepin Ave. • Red Wing, MN 55066
PH: 651-388-7117 • TOLL FREE: 800-328-1488 • FAX: 651-388-0337
www.mactechonsite.com