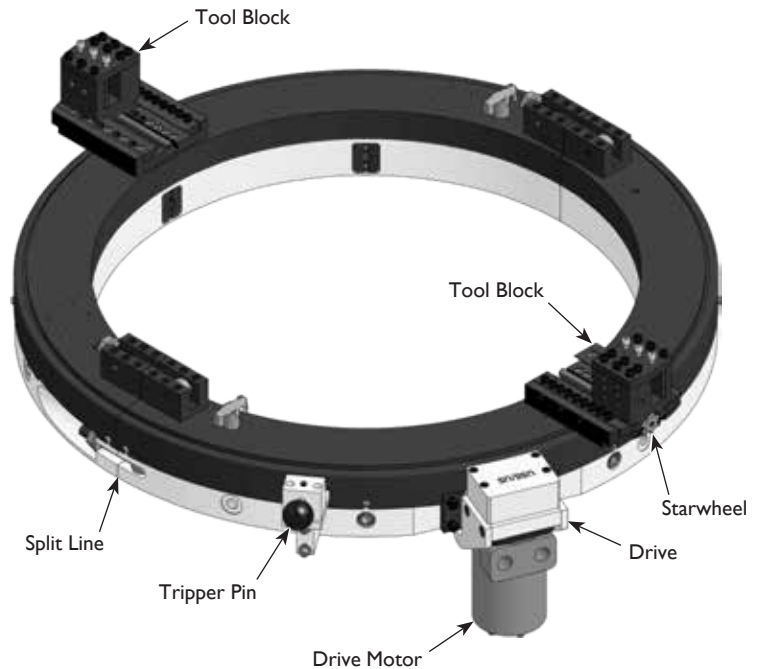


824USS CLAMSHELL LATHE

MACTECH PORTABLE MACHINING SOLUTIONS

Features

- Sever or simultaneous Sever/Bevel NPS 18 to NPS 24 schedule pipe.
- Cold cutting in hazardous environments.
- Exceptionally rigid, split-frame for precise on-site machining.
- Lightweight, low clearance design for easy handling in tight working spaces.
- Tool Holder accepts standard 3/4 or 1 inch tool bits.
- Air Caddy (air filter and oiler) included with air drive systems.
- Custom setups and drives available for your application.



824USS Clamshell Lathe Components

824USS Nominal Pipe Size (NPS) Application Range

Nominal Pipe Size (in.)	Schedule No.	Wall Thickness (in.)	Inside Diameter (in.)	Nominal Pipe Size (in.)	Schedule No.	Wall Thickness (in.)	Inside Diameter (in.)
18 (18.000)	5S	0.165	17.670	20 (20.000)	5S	0.188	19.624
	10S	0.188	17.624		10S	0.218	19.564
	10	0.250	17.500		10	0.250	19.500
	20	0.312	17.376		20, ST	0.375	19.250
	ST	0.375	17.250		30, XS	0.500	19.000
	30	0.438	17.124		40	0.594	18.812
	XS	0.500	17.000		60	0.812	18.376
	40	0.562	16.876		80	1.031	17.938
	60	0.750	16.500		100	1.281	17.438
	80	0.938	16.124		120	1.500	17.000
	100	1.156	15.688		140	1.750	16.500
	120	1.375	15.250		160	1.969	16.062
140	1.562	14.876	24 (24.000)	5S	0.218	23.564	
160	1.781	14.438		10, 10S	0.250	23.500	
				20, ST	0.375	23.250	
				XS	0.500	23.000	
				30	0.562	22.876	
				40	0.688	22.624	
				60	0.969	22.062	
				80	1.219	21.562	
			100	1.531	20.938		
			120	1.812	20.376		
			140	2.062	19.876		
			160	2.344	19.312		

Options

- Full line of tool bits
- Right angle and reversible drives
- Single Point machining attachment
- Axial Feed machining attachment
- Counterbore/Facing attachment
- Hydraulic Power Unit

Application Range

18.00 to 24.00 inch (457 to 610 mm) diameter pipe. NPS 18 to 24

Feed

Feed Mechanism: 7 point starwheel and tripper
Feed Rate: .004 inch (0.09 mm) per revolution

Drives

Air Drive

Air supply requirement: 100 cfm @ 100 psi
(2.8 m³/min @ 6.9 bar)

Hydraulic Drive

HPU requirement: 10-15 gpm @ 1000 psi
(38-57 lpm @ 69 bar) continuous pressure
Hydraulic motor includes hose whips and quick-disconnects

Weights (includes tool blocks and motor)

Operating Weights

824USS Air Drive: 227 lbs. (102 kg)
824USS Hydraulic Drive: 228 lbs. (103 kg)

Shipping Weights

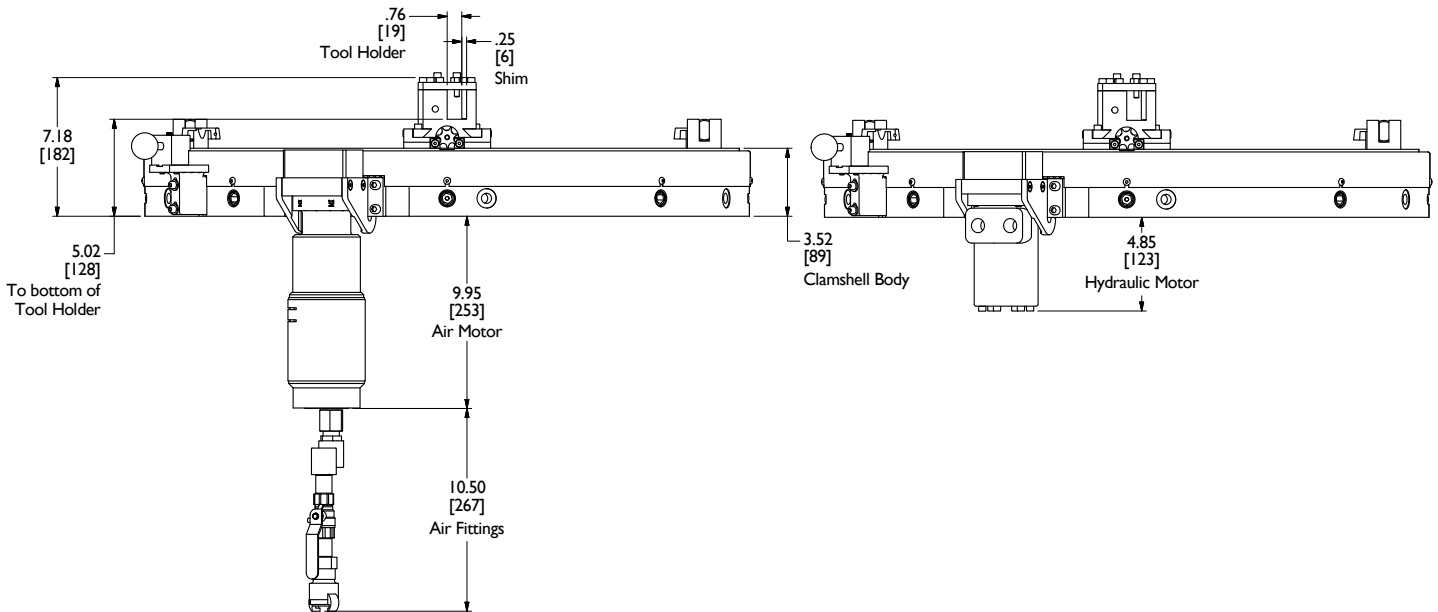
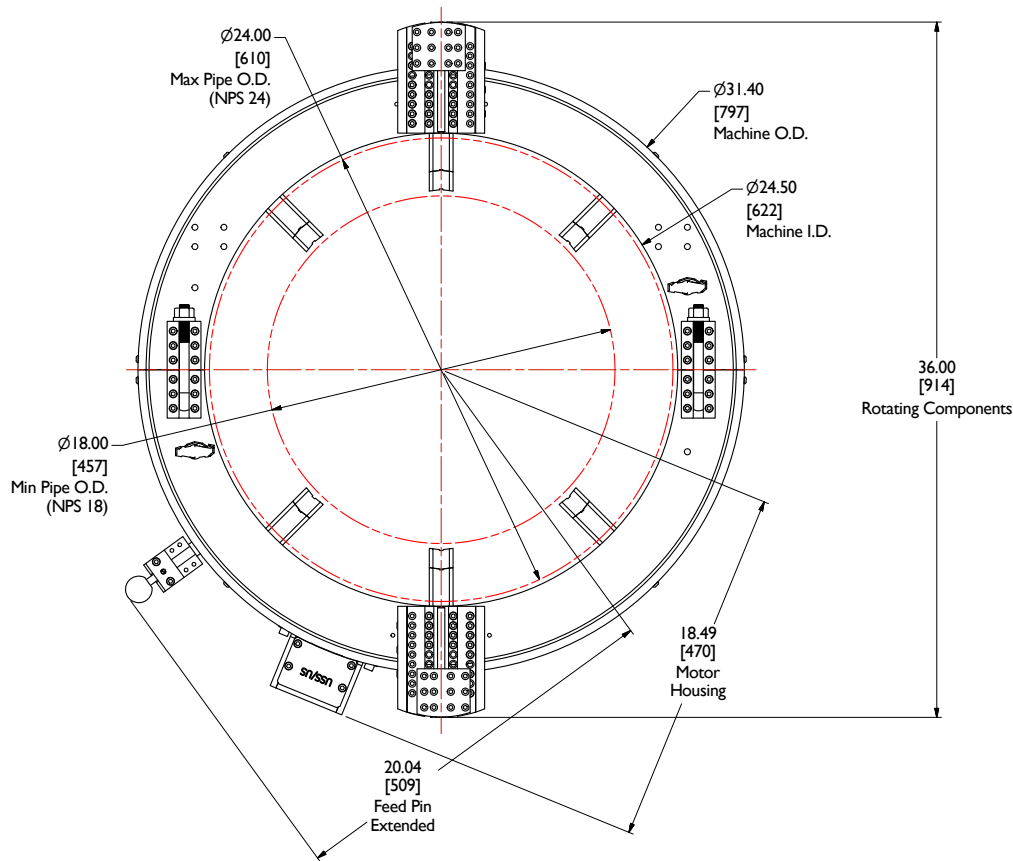
824USS Air Drive: 355 lbs. (161 kg)
824USS Hydraulic Drive: 343 lbs. (156 kg)



Mactech, Inc. • 4079 Pepin Ave. • Red Wing, MN 55066
PH: 651-388-7117 • TOLL FREE: 800-328-1488 • FAX: 651-388-0337
www.mactechonsite.com

824USS CLAMSHELL LATHE

MACTECH PORTABLE MACHINING SOLUTIONS



Mactech, Inc. • 4079 Pepin Ave. • Red Wing, MN 55066
 PH: 651-388-7117 • TOLL FREE: 800-328-1488 • FAX: 651-388-0337
www.mactechonsite.com