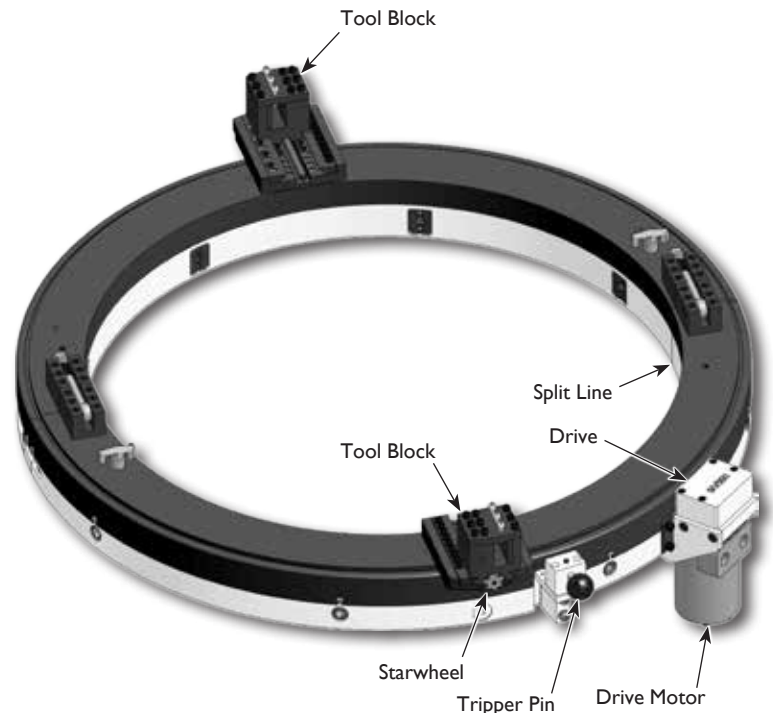


830USS CLAMSHELL LATHE

MACTECH PORTABLE MACHINING SOLUTIONS

Features

- Sever or simultaneous Sever/Bevel NPS 24 to NPS 30 schedule pipe.
- Cold cutting in hazardous environments.
- Exceptionally rigid, split-frame for precise on-site machining.
- Lightweight, low clearance design for easy handling in tight working spaces.
- Tool Holder accepts standard 3/4 or 1 inch tool bits.
- Air Caddy (air filter and oiler) included with air drive systems.
- Custom setups and drives available for your application.



830USS Nominal Pipe Size (NPS) Application Range

Nominal Pipe Size (in.)	Schedule No.	Wall Thickness (in.)	Inside Diameter (in.)	Nominal Pipe Size (in.)	Schedule No.	Wall Thickness (in.)	Inside Diameter (in.)
24 (24.000)	5S	0.218	23.564	26 (26.000)	10	0.312	25.376
	10, 10S	0.250	23.500		ST, 40S	0.375	25.250
	20, ST	0.375	23.250		XS, 80S	0.500	25.000
	XS	0.500	23.000	28 (28.000)	10	0.312	27.376
	30	0.562	22.876		ST, 40S	0.375	27.250
	40	0.688	22.624		20, 80S	0.500	27.000
	60	0.969	22.062		30	0.625	26.750
	80	1.219	21.562	30 (30.000)	5S	0.250	29.500
	100	1.531	20.938		10, 10S	0.312	29.376
	120	1.812	20.376		ST	0.375	29.250
140	2.062	19.876	20, XS		0.500	29.000	
160	2.344	19.312	30		0.625	28.750	

Mactech 830USS Clamshell Lathe

Application Range

24.00 to 30.00 inch (610 to 762 mm) diameter pipe. NPS 24 to 30

Feed

Feed Mechanism: 7 point starwheel and tripper
Feed Rate: .004 inch (0.09 mm) per revolution

Drives

Air Drive

Air supply requirement: 100 cfm @ 100 psi
(2.8 m³/min @ 6.9 bar)

Hydraulic Drive

HPU requirement: 10-15 gpm @ 1000 psi
(38-57 lpm @ 69 bar) continuous pressure
Hydraulic motor includes hose whips and quick-disconnects

Weights (includes tool blocks and motor)

Operating Weights

830USS Air Drive: 256 lbs. (116 kg)

830USS Hydraulic Drive: 257 lbs. (117 kg)

Shipping Weights

830USS Air Drive: 439 lbs. (199 kg)

830USS Hydraulic Drive: 427 lbs. (194 kg)

Options

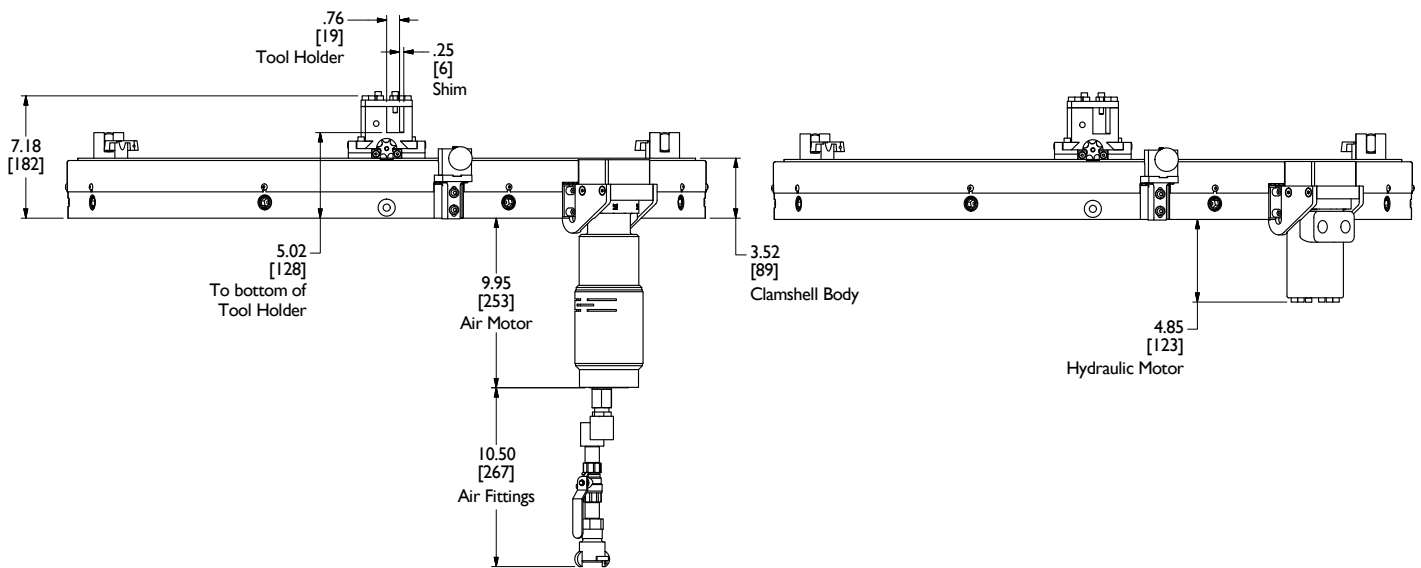
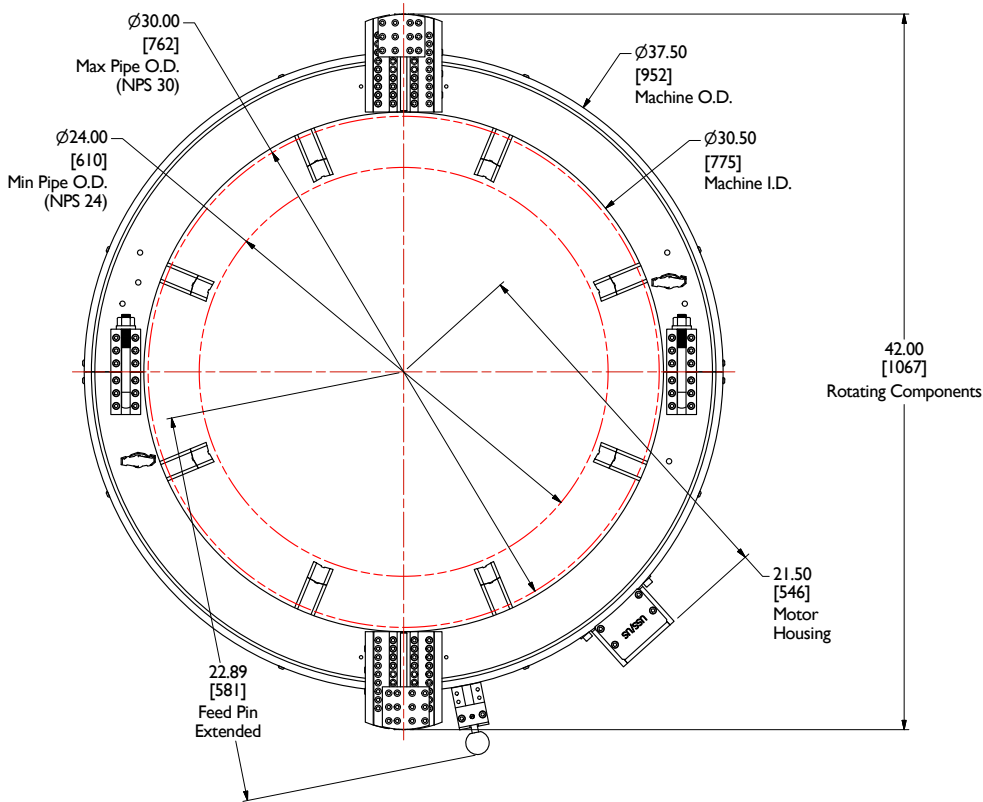
- Full line of tool bits
- Right angle and reversible drives
- Single Point machining attachment
- Axial Feed machining attachment
- Counterbore/Facing attachment
- Hydraulic Power Unit



Mactech, Inc. • 4079 Pepin Ave. • Red Wing, MN 55066
PH: 651-388-7117 • TOLL FREE: 800-328-1488 • FAX: 651-388-0337
www.mactechonsite.com

830USS CLAMSHELL LATHE

MACTECH PORTABLE MACHINING SOLUTIONS



Mactech, Inc. • 4079 Pepin Ave. • Red Wing, MN 55066
 PH: 651-388-7117 • TOLL FREE: 800-328-1488 • FAX: 651-388-0337
www.mactechonsite.com