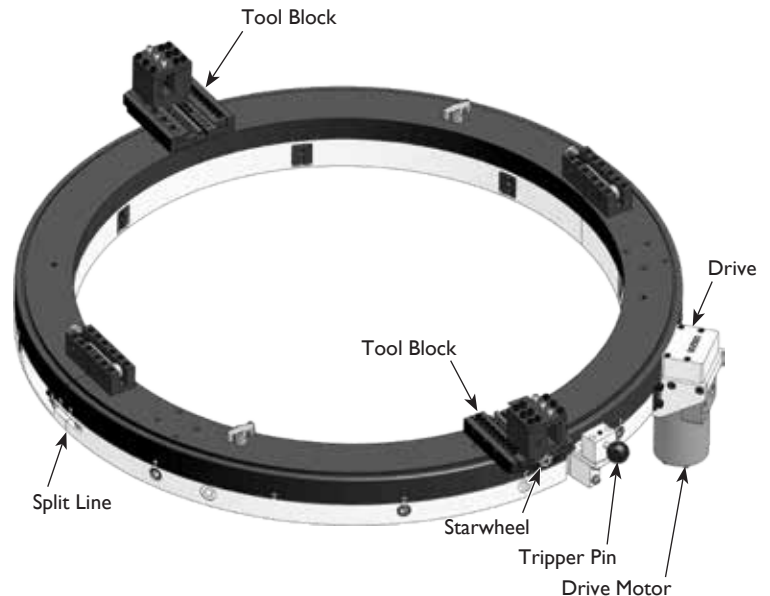


# 832USS CLAMSHELL LATHE

MACTECH PORTABLE MACHINING SOLUTIONS

## Features

- Sever or simultaneous Sever/Bevel NPS 26 to 32 schedule pipe.
- Cold cutting in hazardous environments.
- Exceptionally rigid, split-frame for precise on-site machining.
- Lightweight, low clearance design for easy handling in tight working spaces.
- Tool Holder accepts standard 3/4 or 1 inch tool bits.
- Air Caddy (air filter and oiler) included with air drive systems.
- Custom setups and drives available for your application.



**Mactech 832USS Clamshell Lathe**

## 832USS Nominal Pipe Size (NPS) Application Range

Nominal Pipe Size (in.)	Schedule No.	Wall Thickness (in.)	Inside Diameter (in.)	Nominal Pipe Size (in.)	Schedule No.	Wall Thickness (in.)	Inside Diameter (in.)
26 (26.000)	10	0.312	25.376	30 (30.000)	5S	0.250	29.500
	ST, 40S	0.375	25.250		10, 10S	0.312	29.376
	XS, 80S	0.500	25.000		ST	0.375	29.250
28 (28.000)	10	0.312	27.376	20, XS	0.500	29.000	
		0.375	27.250	30	0.625	28.750	
	20, 80S	0.500	27.000	32 (32.000)	10	0.312	31.376
		0.625	26.750		ST	0.375	31.250
30	0.500	27.000	20		0.500	31.000	
	0.625	26.750	30		0.625	30.750	
				40	0.688	30.624	

## Application Range

26.00 to 32.00 inch (660 to 813 mm) diameter pipe. NPS 26 to 32

## Feed

Feed Mechanism: 7 point starwheel and tripper  
Feed Rate: .004 inch (0.09 mm) per revolution

## Drives

### Air Drive

Air supply requirement: 100 cfm @ 100 psi  
(2.8 m<sup>3</sup>/min @ 6.9 bar)

### Hydraulic Drive

HPU requirement: 10-15 gpm @ 1000 psi  
(38-57 lpm @ 69 bar) continuous pressure  
Hydraulic motor includes hose whips and quick-disconnects

## Weights (includes tool blocks and motor)

### Operating Weights

832USS Air Drive: 272 lbs. (123 kg)  
832USS Hydraulic Drive: 273 lbs. (124 kg)

### Shipping Weights

832USS Air Drive: 455 lbs. (206 kg)  
832USS Hydraulic Drive: 443 lbs. (201 kg)

## Options

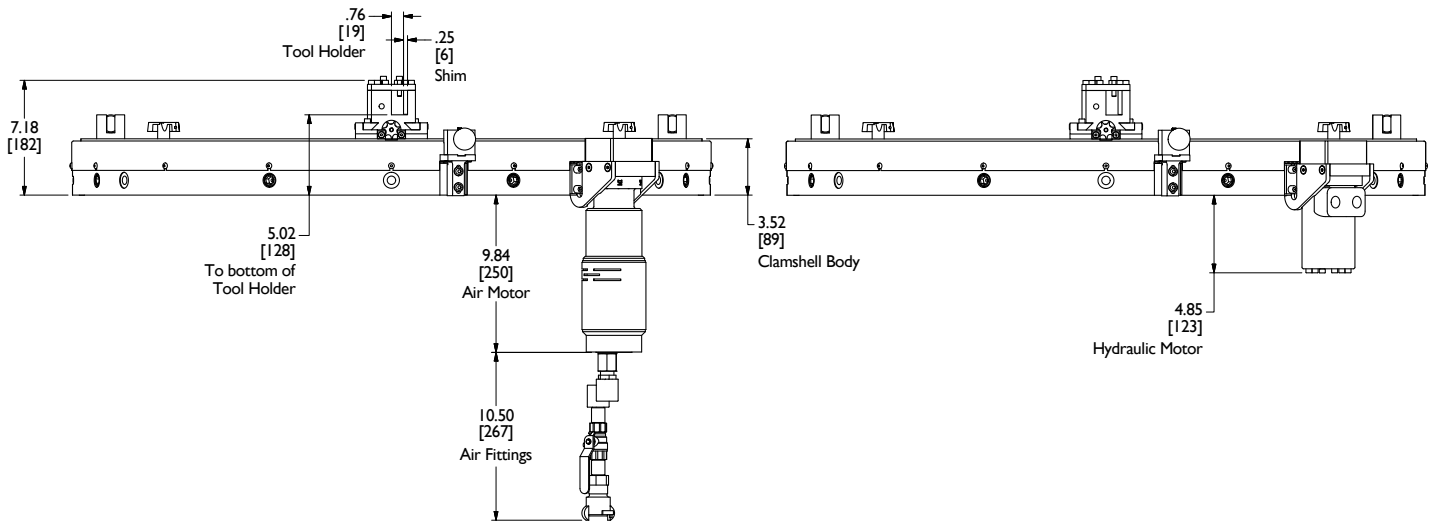
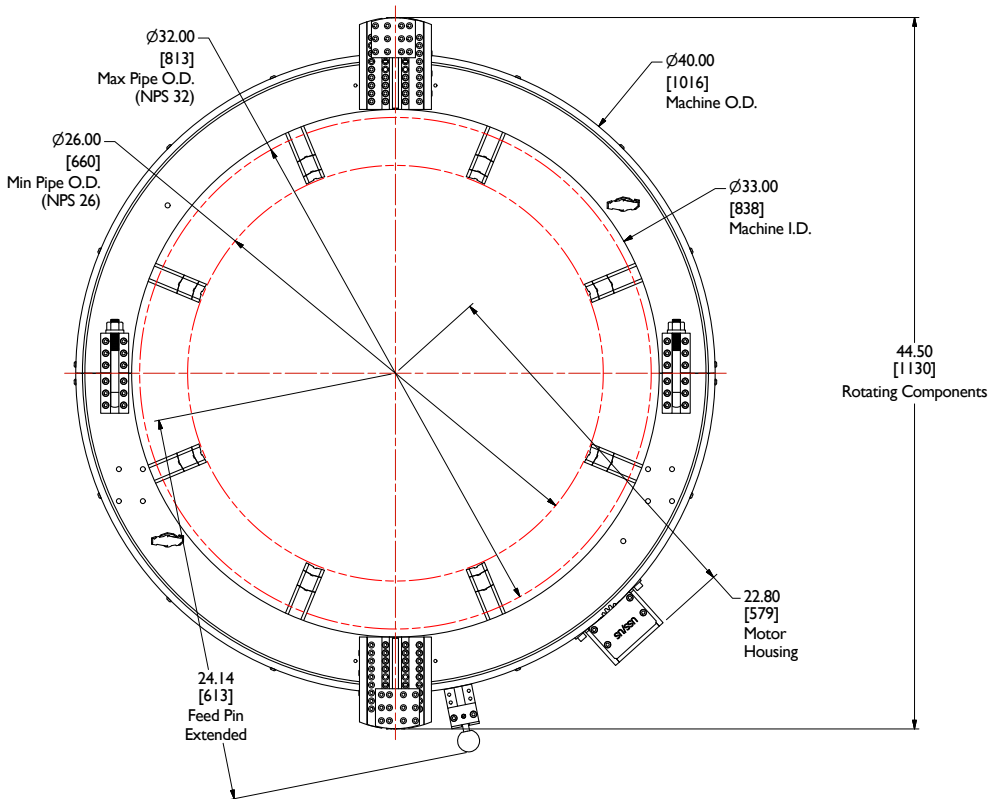
- Full line of tool bits
- Right angle and reversible drives
- Single Point machining attachment
- Axial Feed machining attachment
- Counterbore/Facing attachment
- Hydraulic Power Unit



Mactech, Inc. • 4079 Pepin Ave. • Red Wing, MN 55066  
PH: 651-388-7117 • TOLL FREE: 800-328-1488 • FAX: 651-388-0337  
[www.mactechonsite.com](http://www.mactechonsite.com)

# 832USS CLAMSHELL LATHE

MACTECH PORTABLE MACHINING SOLUTIONS



Mactech, Inc. • 4079 Pepin Ave. • Red Wing, MN 55066  
 PH: 651-388-7117 • TOLL FREE: 800-328-1488 • FAX: 651-388-0337  
[www.mactechonsite.com](http://www.mactechonsite.com)